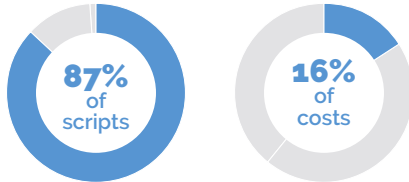


Pharmacy Benefit Companies Save Employer and Labor Unions Plans & Patients \$878 Per Patient Per Year on Prescription Drug Costs

Savings¹ = \$74/patient/year

GENERICS²



Saves patients and plans
\$4
per prescription



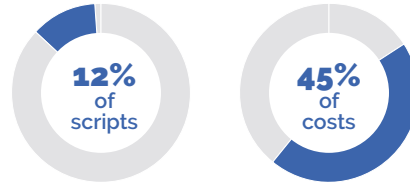
Without PBM



With PBM

Savings¹ = \$525/patient/year

BRANDS



Saves patients and plans
\$206
per prescription



Without PBM



With PBM

Savings¹ = \$279/patient/year


SPECIALTY



Saves patients and plans
\$1,313
per prescription



Without PBM



With PBM

¹ "Savings" reflect difference between estimated total costs with pharmacy benefit companies' vs hypothetical costs without pharmacy benefit companies, for private commercial plans only (i.e., exclude Medicare Part D, Medicaid, Other Insurance, and Uninsured).

² Generics include "unbranded generics" but do not include "branded generics" as reported by IQVIA. Graphics/price-tags reflect "estimated net cost (net-of-rebates) per 30-day adjusted prescription."

Source: Visante estimates for 2023. Methodology based on [Pharmacy Benefit Managers \(PBMs\): Generating Savings for Plan Sponsors and Consumers](#), Jan 2023.

ABOUT PCMA

PCMA is the national association representing America's pharmacy benefit companies. Pharmacy benefit companies are working every day to secure savings, enable better health outcomes, and support access to quality prescription drug coverage for more than 275 million patients. Learn more at www.pcmagnet.org.